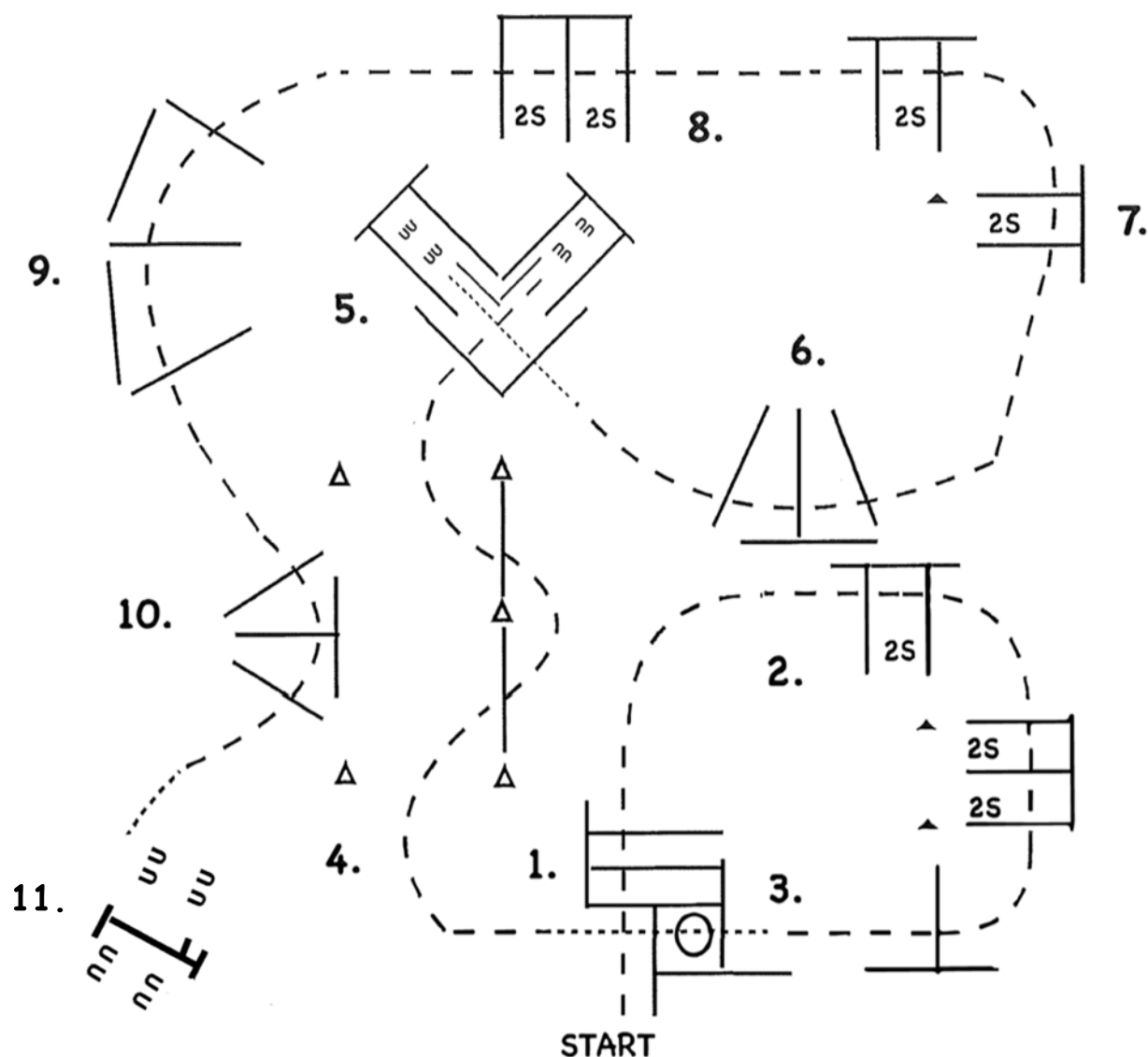


MAYFLOWER

All Walk Trot Trail

Show Date: Wednesday, May 3, 2023

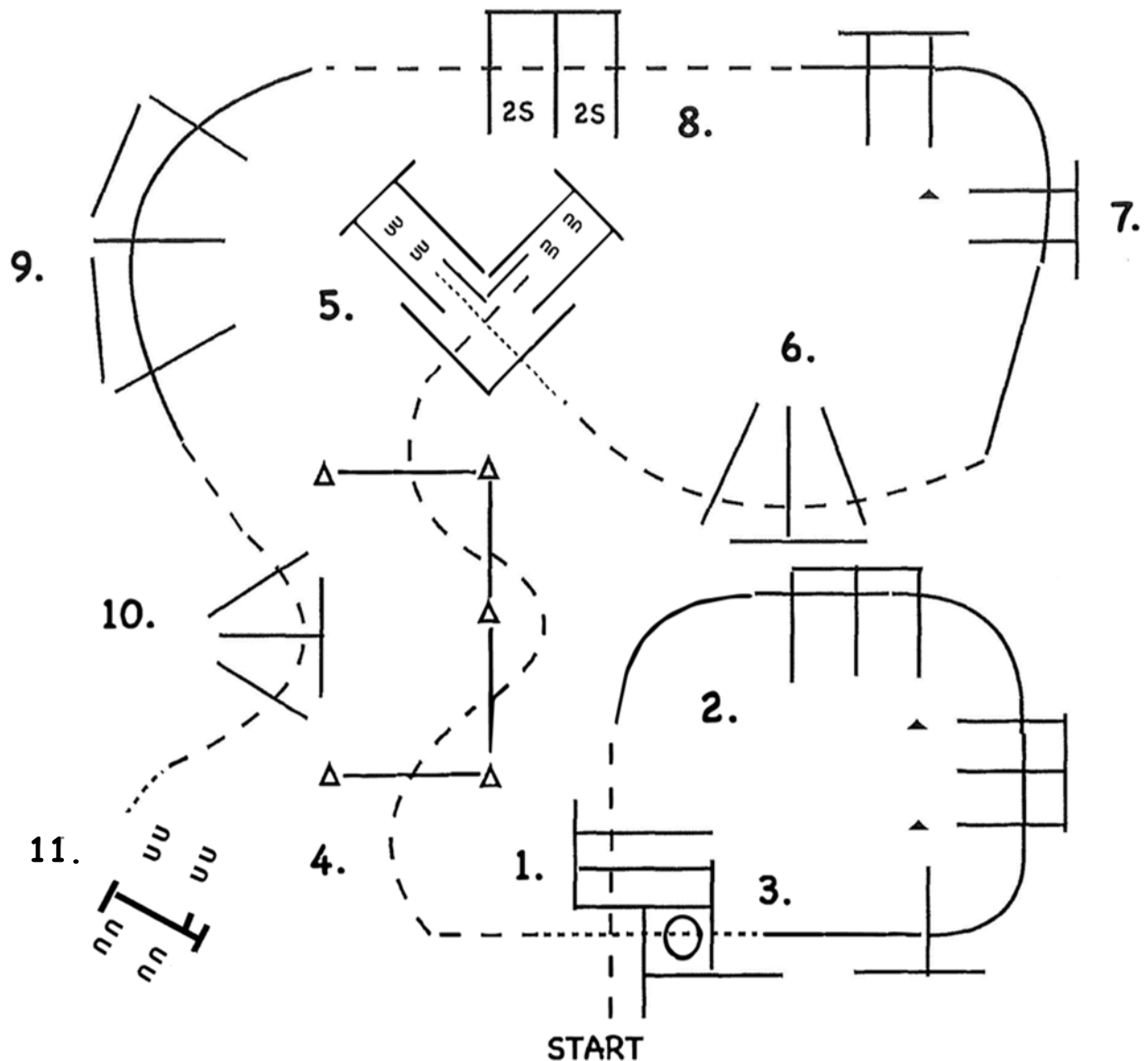


1. JOG OVER POLES.
2. JOG OVER POLES.
3. STOP OR BREAK TO WALK, WALK INTO BOX, EXECUTE A 360 TURN EITHER WAY, WALK OUT BOX.
4. JOG THROUGH SERPENTINE, JOG OVER POLES.
5. JOG INTO CHUTE, BACK THROUGH "L", WALK OUT CHUTE.
6. JOG OVER POLES.
7. JOG OVER POLES.
8. JOG OVER POLES.
9. JOG OVER POLES.
10. JOG OVER POLES, BREAK TO WALK
11. WALK THROUGH GATE

MAYFLOWER

All Trail (Risers for Amateur, Select, Senior and Youth)

Show Date: Wednesday, May 3, 2023



1. JOG OVER POLES.
2. LOPE OVER POLES (RIGHT LEAD)
3. STOP OR BREAK TO WALK, WALK INTO BOX, EXECUTE A 360 TURN EITHER WAY, WALK OUT BOX.
4. JOG THROUGH SERPENTINE, JOG OVER POLES.
5. JOG INTO CHUTE, BACK THROUGH "L", WALK OUT CHUTE.
6. JOG OVER POLES.
7. LOPE OVER POLES (LEFT LEAD).
8. JOG OVER POLES.
9. LOPE OVER POLES (LEFT LEAD).
10. JOG OVER POLES, BREAK TO WALK
11. RH GATE

MAYFLOWER

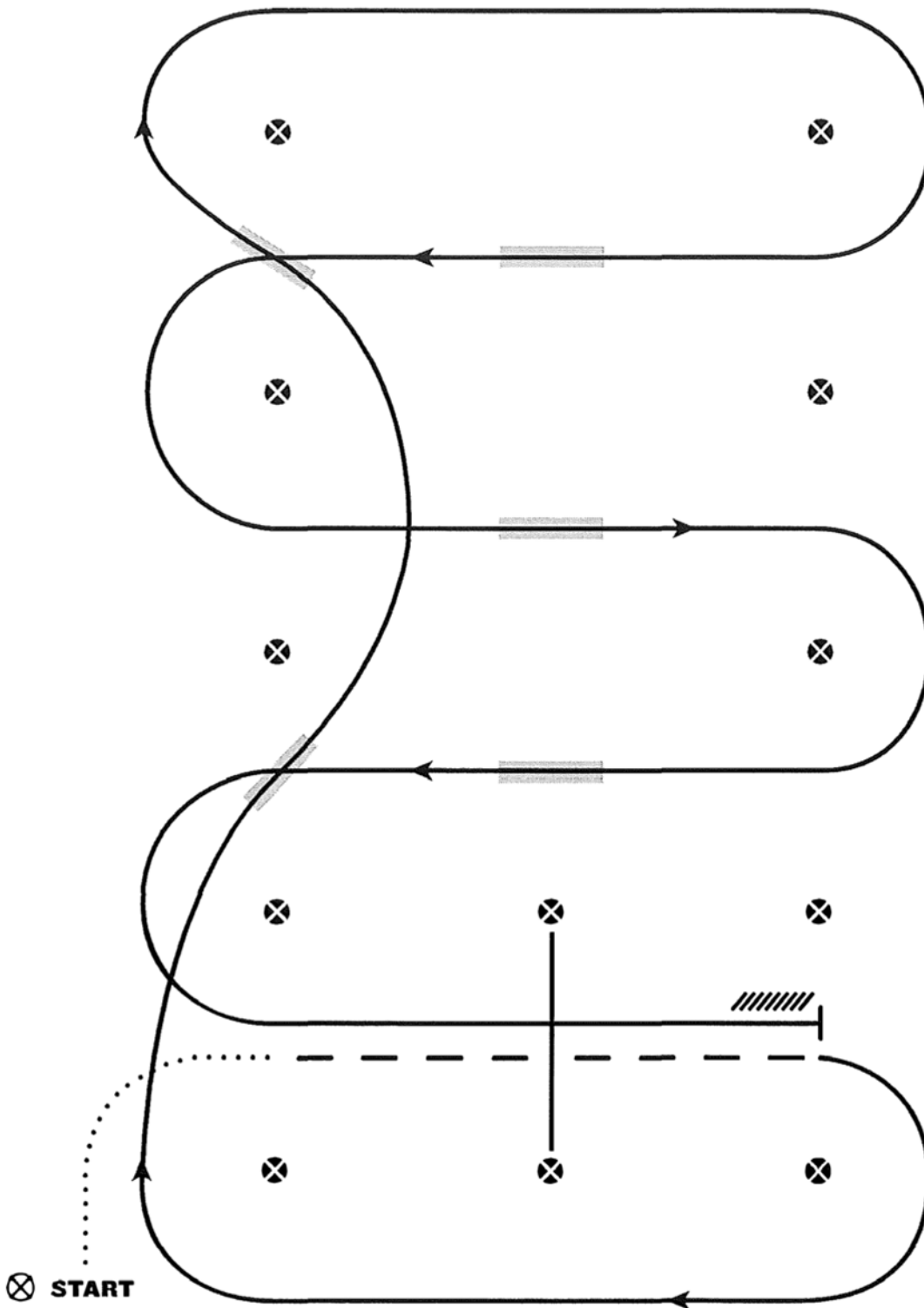
Level 1 Western Riding

Show Date: Wednesday, May 3, 2023

LEGEND

.....	Walk
- - -	Jog
— — —	Lope
////	Back
▨	Lead Changing Area

Pattern 4



1. Walk at least 15 feet from start cone to the first marker, as drawn, transition to jog, jog over log.
2. Transition to the lope right lead & lope around end
3. First line change
4. Second line change, lope around end of arena
5. First crossing change
6. Second crossing change
7. Third crossing change
8. Lope over log
9. Lope, stop & back

MAYFLOWER

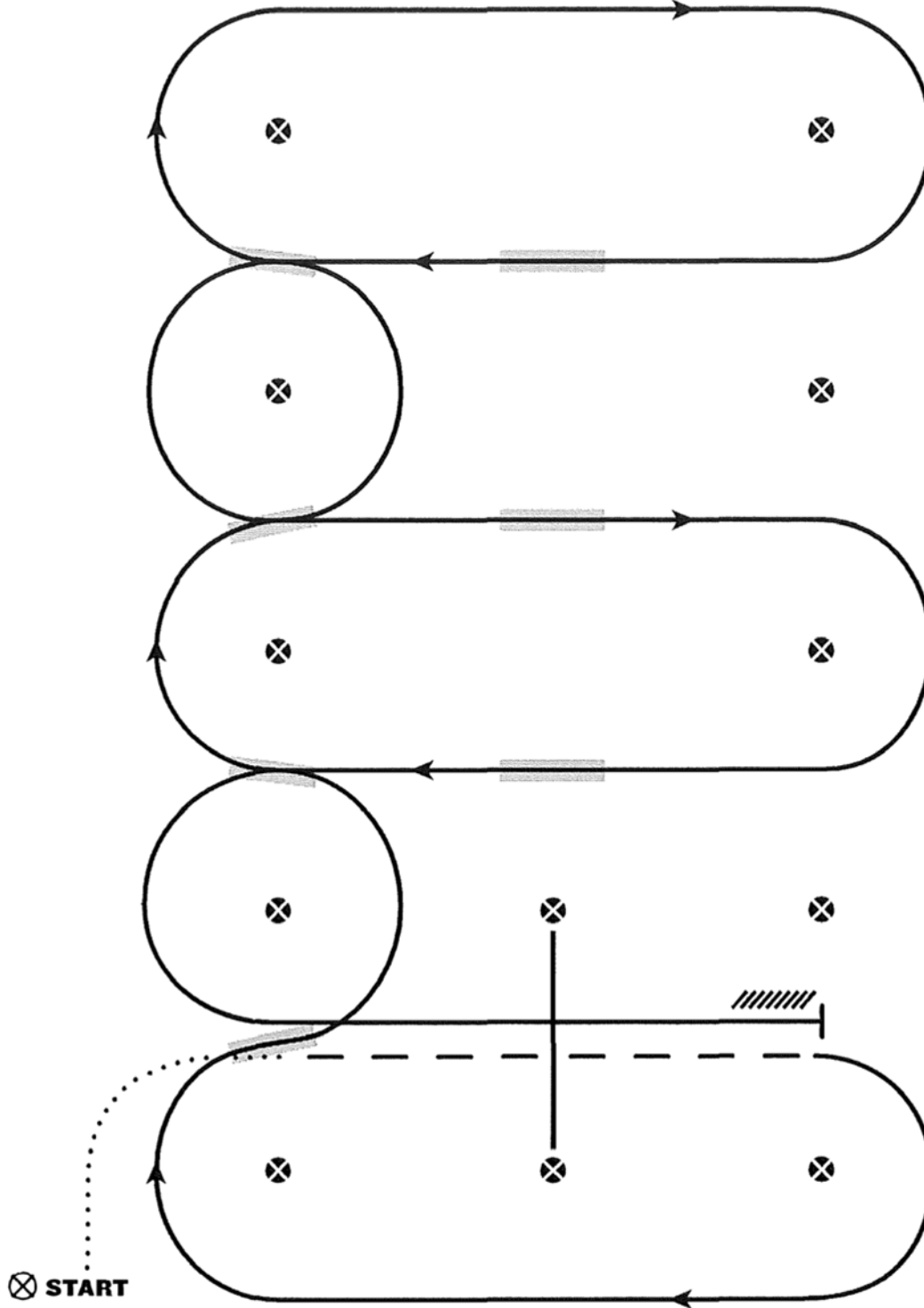
Western Riding

Show Date: Wednesday, May 3, 2023

LEGEND

.....	Walk
- - -	Jog
————	Lope
///////	Back
▨	Lead Changing Area

Pattern 4



- I. Walk at least 15 feet from start cone to the first marker, as drawn, transition to jog, jog over log.
2. Transition to the lope right lead
3. First line change
4. Second line change
5. Third line change
6. Fourth line change
7. First crossing change
8. Second crossing change
9. Third crossing change
10. Lope over log
11. Lope, stop & back

Mayflower

Hunt Seat Equitation (All Walk/Trot)

Show Date: Thursday, May 4, 2023

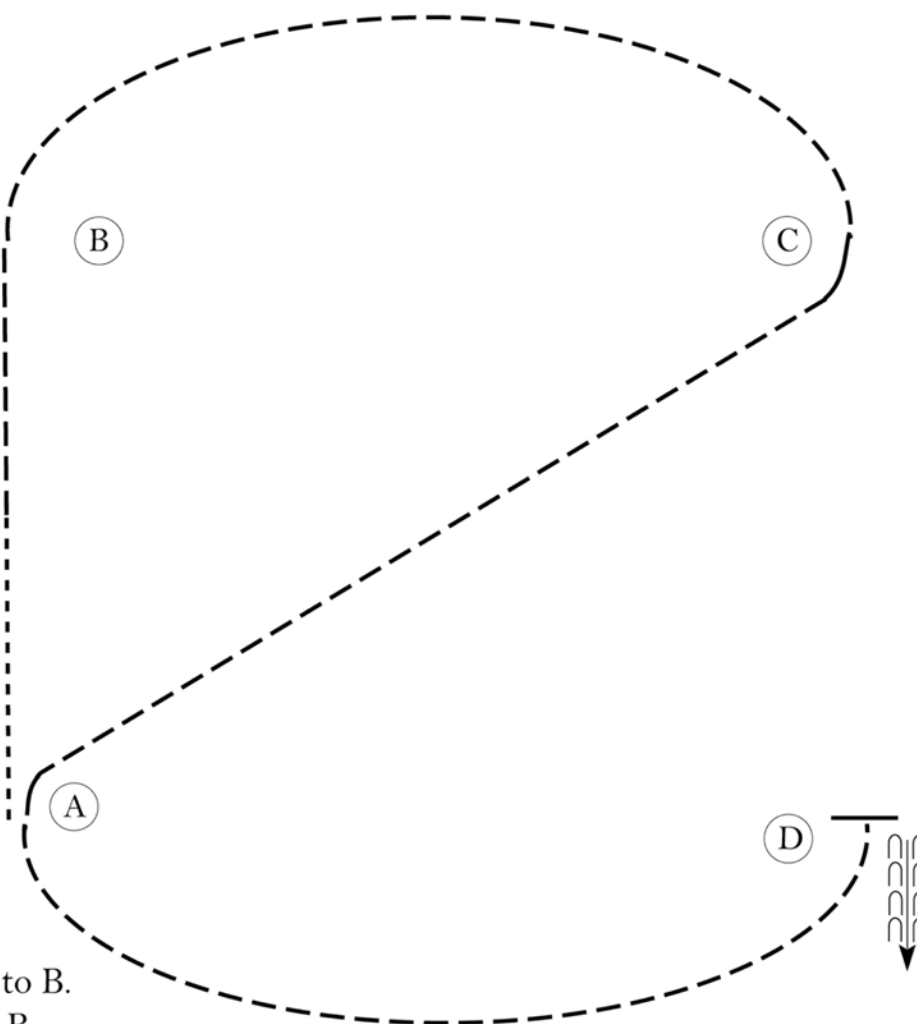
www.HorseShowPatterns.com

www.HorseShowPatterns.com

Be ready at A.

1. Walk halfway to B.
2. Sitting trot to B.
3. Trot on the left diagonal from B, to and around C, and halfway to A.
4. Change diagonals halfway to A.
5. Trot on the right diagonal around A and to D.
6. Stop at D and back approximately one horse length.

Walk off and follow the directions of your ring steward.



Walk	-----
Trot	- - - - -
Extended Trot	— — — —
Canter	— — — —
Lead Change	↗ ↘ ↗ ↘
Back	← ← ← ←
Marker	(B)
Hand Gallop	— — — —

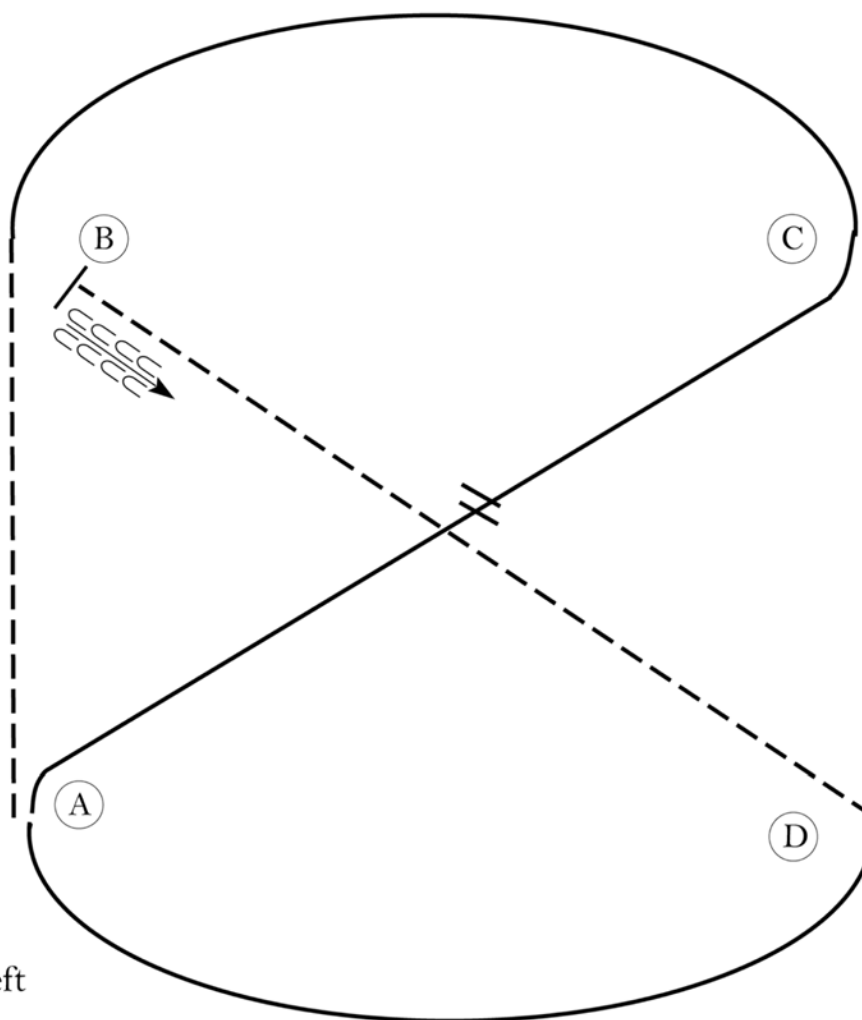
[HSE/WT-52]

Pattern Provided by:
The Judges

Mayflower

Hunt Seat Equitation (All Level 1)

Show Date: Thursday, May 4, 2023



Be ready at A.

1. Trot on the left diagonal to B.
2. Canter on the right lead to and around C and half way to A.
3. Perform a simple lead change between C and A.
4. Canter around A and to D.
5. Trot on the right diagonal from D to B.
6. Stop at B and back approximately one horse length.

Walk off and follow the directions of your ring steward.

Walk	-----
Trot	- - - - -
Extended Trot	- - - - -
Canter	=====
Lead Change	
Back	
Marker	(B)
Hand Gallop	=====

[HSE/1-52]

Pattern Provided by:
The Judges

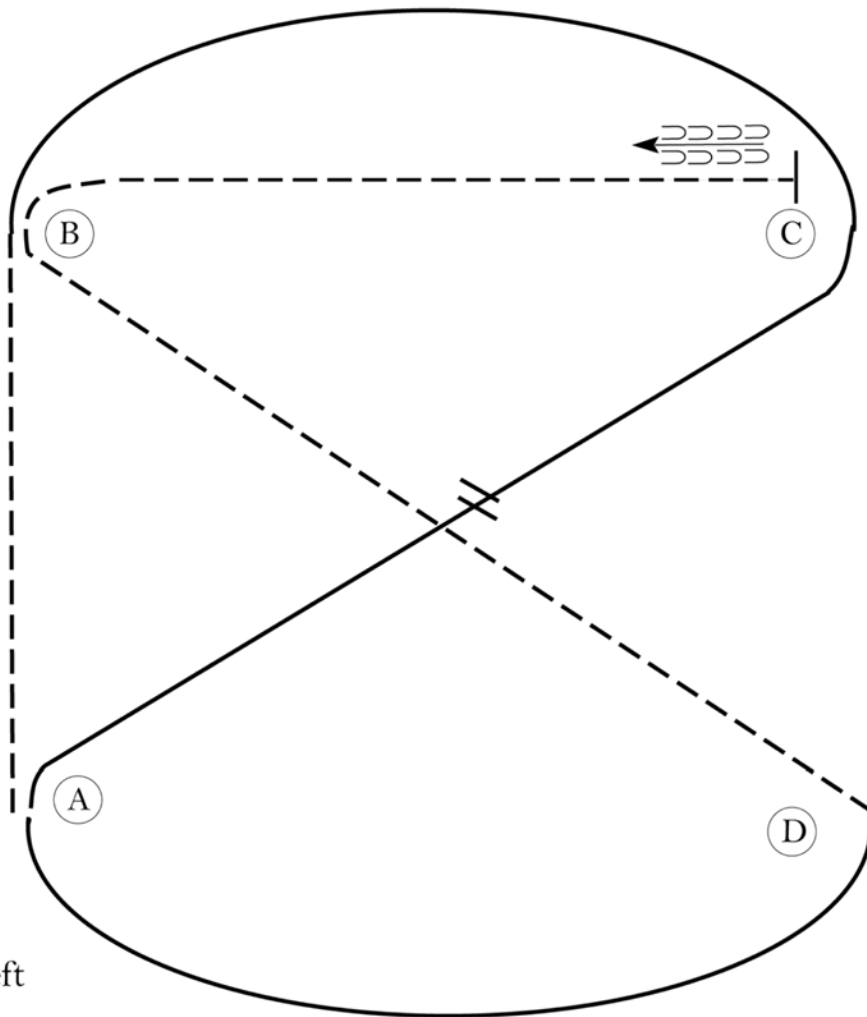
Mayflower

Hunt Seat Equitation (Youth 13 & Under, 14-18, Amateur & Select)

Show Date: Thursday, May 4, 2023

www.HorseShowPatterns.com

www.HorseShowPatterns.com



Be ready at A.

1. Trot on the left diagonal to B.
2. Canter on the right lead to and around C and half way to A.
4. Change leads between C and A.
5. Canter around A and to D.
6. Trot on the right diagonal from D to B.
7. Trot in a two-point position to C.
8. Stop at C and back approximately one horse length.

Walk off and follow the directions of your ring steward.

Walk	-----
Trot	-----
Extended Trot	-----
Canter	-----
Lead Change	
Back	
Marker	
Hand Gallop	-----

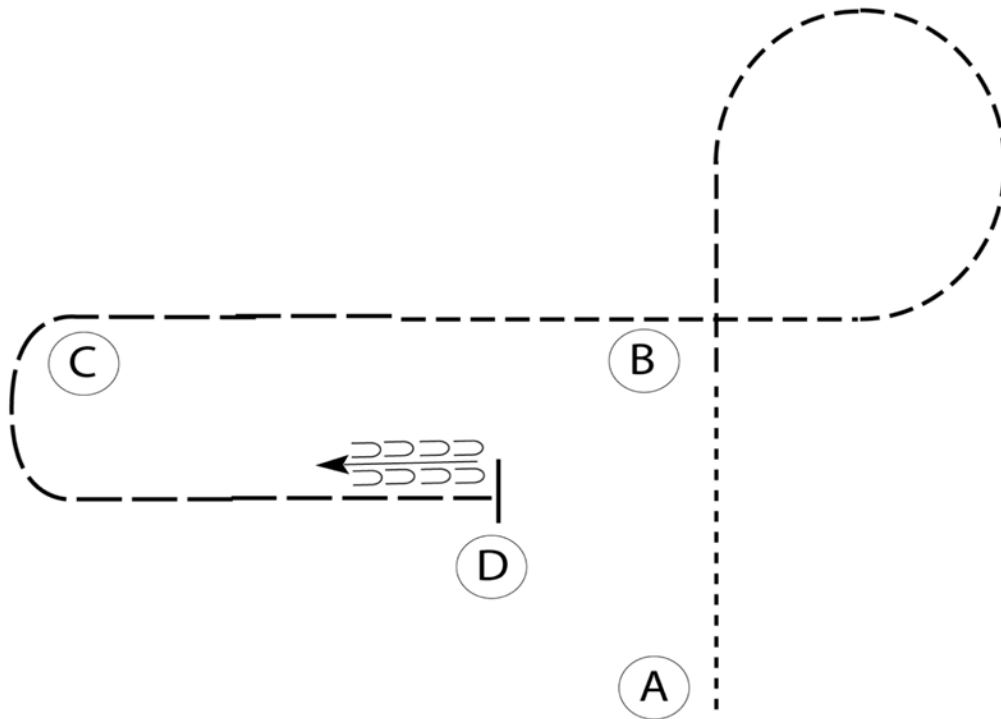
[HSE/2-52]

Pattern Provided by:
The Judges

Mayflower

Horsemanship (All Walk/Trot)

Show Date: Thursday, May 4, 2023



Be ready at A.

1. Walk from A to B.
2. Jog a circle to the right.
3. Halfway between B and C, extend the jog.
4. Extend the jog to D.
5. Stop at D and back approximately one horse length.

Follow the instructions of your ring steward.

Walk	-----
Jog	-----
Extended Jog	-----
Lope	-----
Leg Yield	+++++
Lead Change	---/---
Back	←←←←←
Marker	(B)
Sidepass	←-----→

[WH/WT-70]

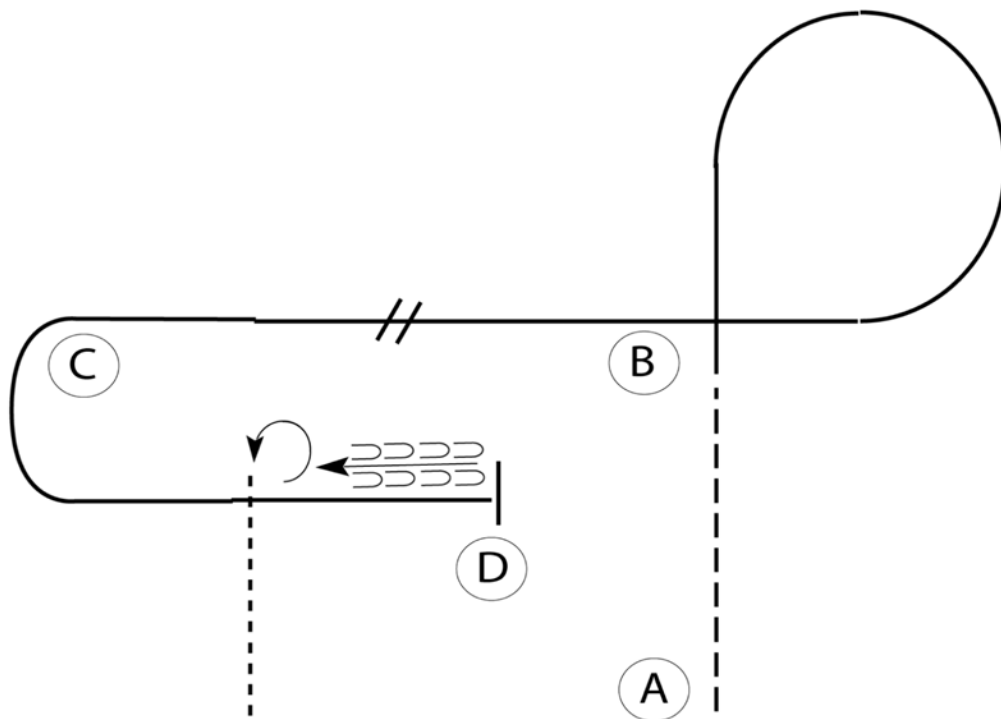
Pattern Provided by:

The Judges

Mayflower

Horsemanship (All Level 1)

Show Date: Thursday, May 4, 2023



Be ready at A.

1. Jog from A to B.
2. Lope a circle to the right.
3. Halfway between B and C, perform a simple lead change.
4. Lope on the left lead to D.
5. Stop at D and back approximately one horse length.
6. Spin 3/4 turn to the left and walk off.

Follow the instructions of your ring steward.

Walk	-----
Jog	-----
Extended Jog	-----
Lope	-----
Leg Yield	+++++
Lead Change	-----
Back	←←←←
Marker	(B)
Sidepass	←-----→

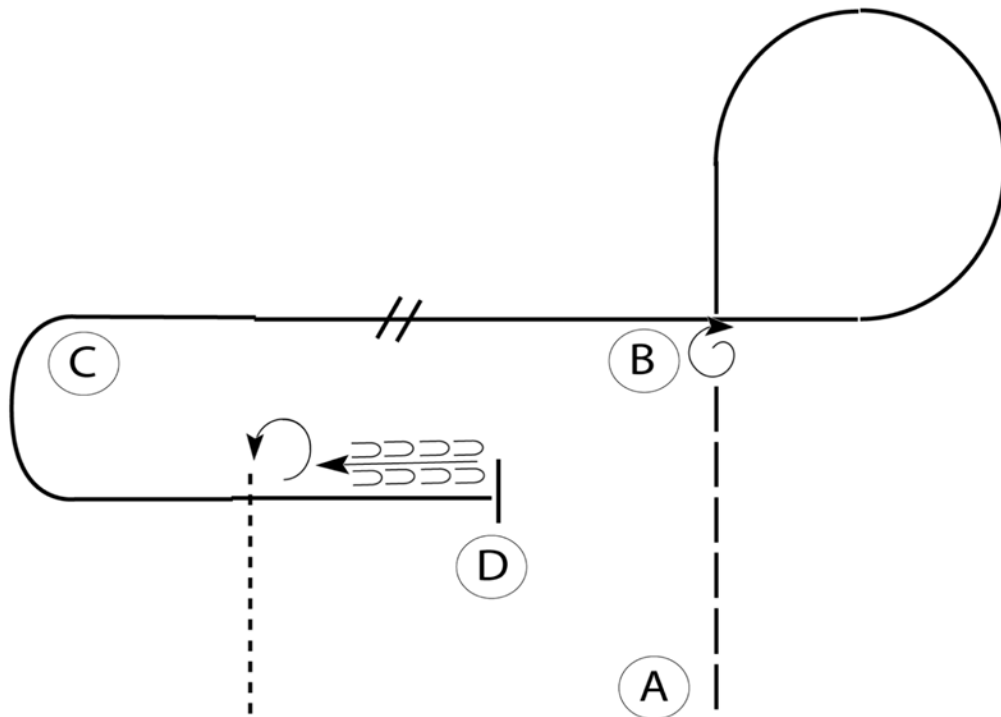
[WH/2-70]

Pattern Provided by:
The Judges

Mayflower

Horsemanship (Youth 13 & Under, 14-18, Amateur & Select)

Show Date: Thursday, May 4, 2023



Be ready at A.

1. Extend the jog from A to B.
2. Stop at B and complete a 360 degree spin right.
3. Lope a large fast circle to the right.
4. At B, slow to a lope.
5. Halfway between B and C, change leads.
6. Lope on the left lead to D.
7. Stop at D and back approximately one horse length.
8. Spin 3/4 turn to the left and walk off.

Follow the instructions of your ring steward.

Walk	-----
Jog	-----
Extended Jog	-----
Lope	-----
Leg Yield	+++++
Lead Change	---/---
Back	←←←←←
Marker	(B)
Sidepass	←-----→

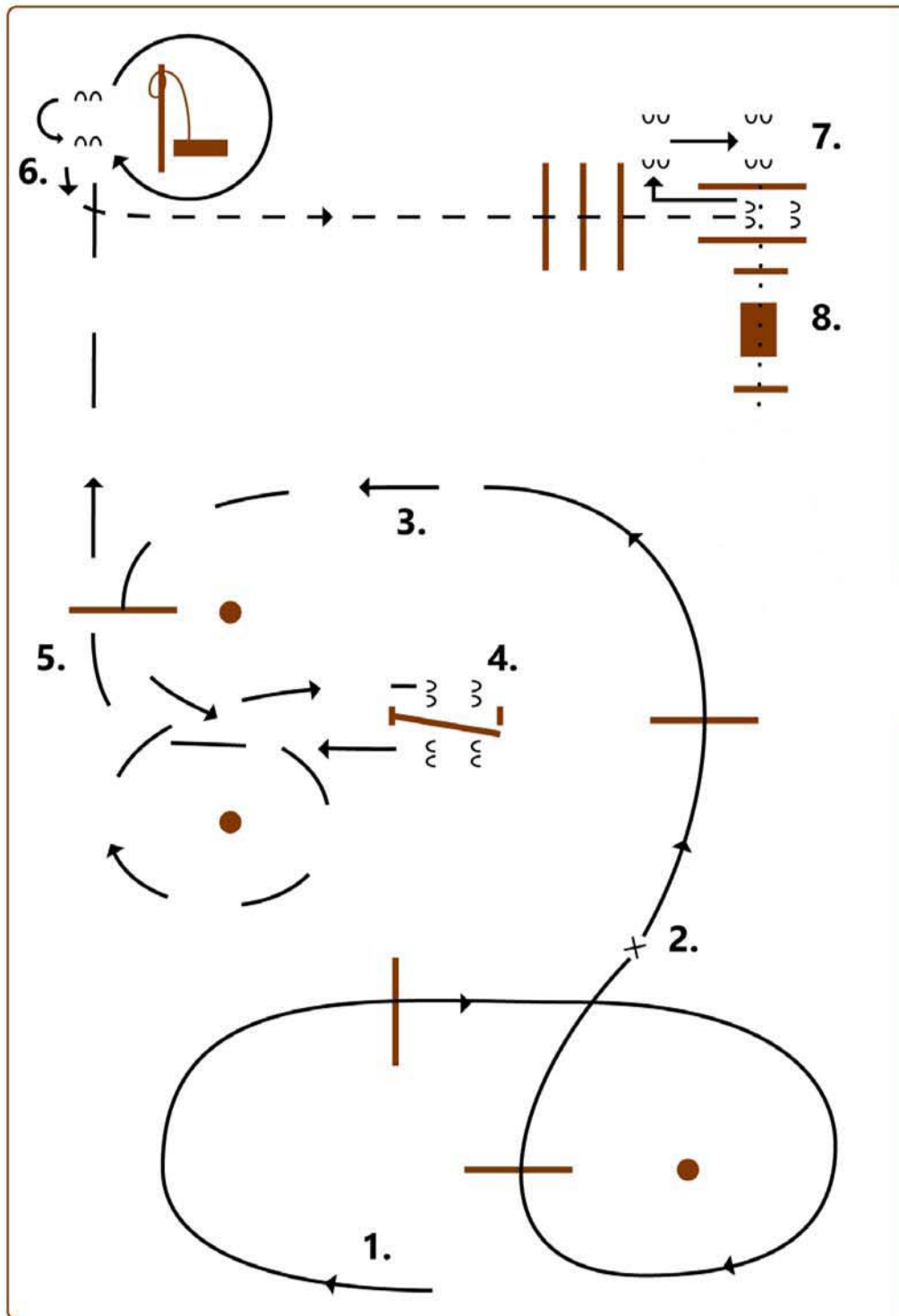
[WH/3-70]

Pattern Provided by:
The Judges

MAYFLOWER

All Ranch Trail

Show Date: Thursday, May 4, 2023



1. Right lead over poles and around the loop
2. Change leads (flying or simple) and left lead over pole
3. Extend trot over pole, around cone, and up to gate
4. Right hand gate

5. Extend trot over pole and to drag obstacle.
Drag in a circle to the right at a walk or trot
6. Turn 180 left and trot over poles into chute
7. Back "L" and sidepass left
8. Walk over poles and bridge

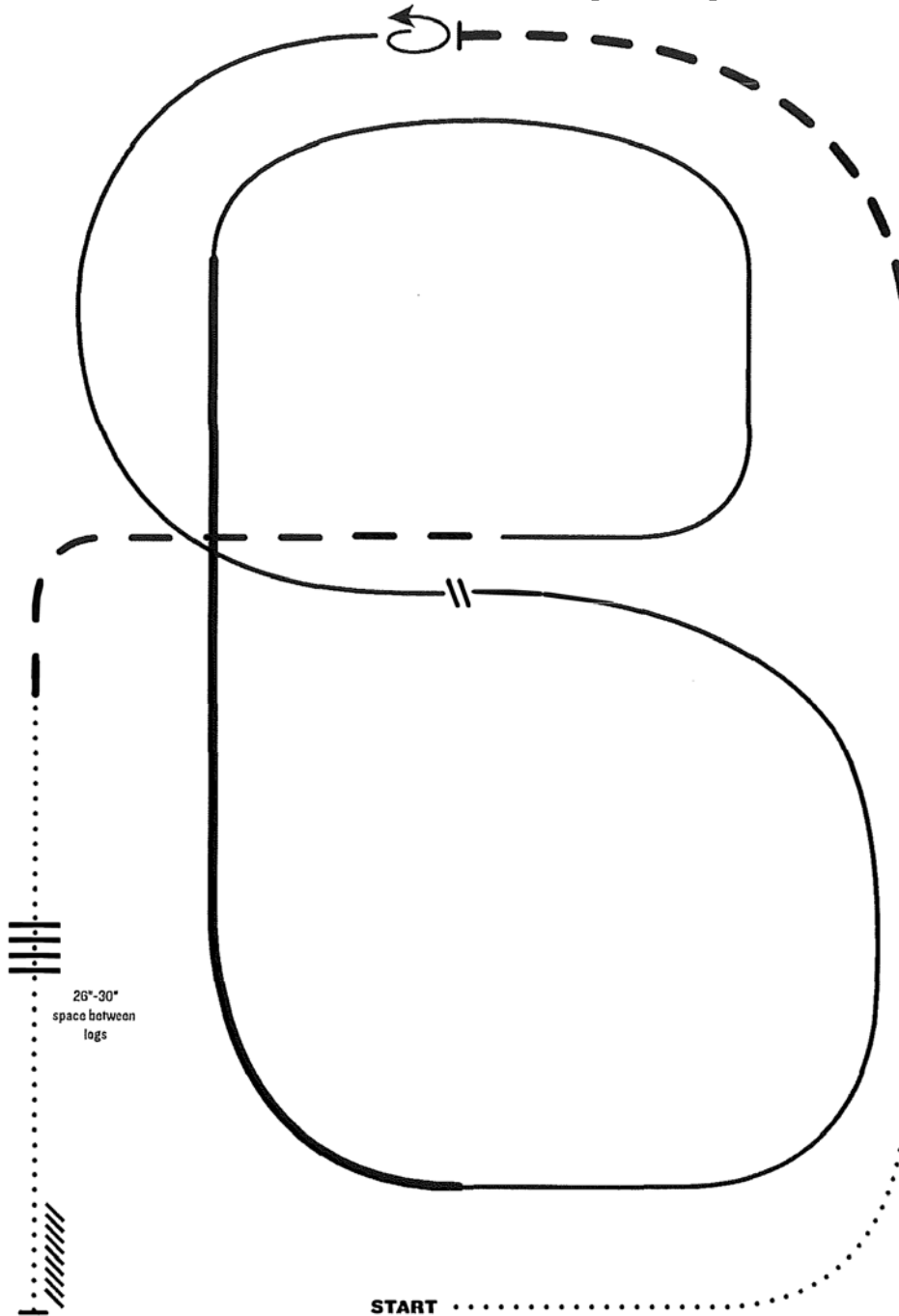
MAYFLOWER

All Ranch Riding

Show Date: Thursday, May 4, 2023

LEGEND

.....	Walk
...	Extended Walk
- - -	Trot
- - -	Extended Trot
— — —	Lope
— — —	Extended Lope
////	Back
//	Lead Change



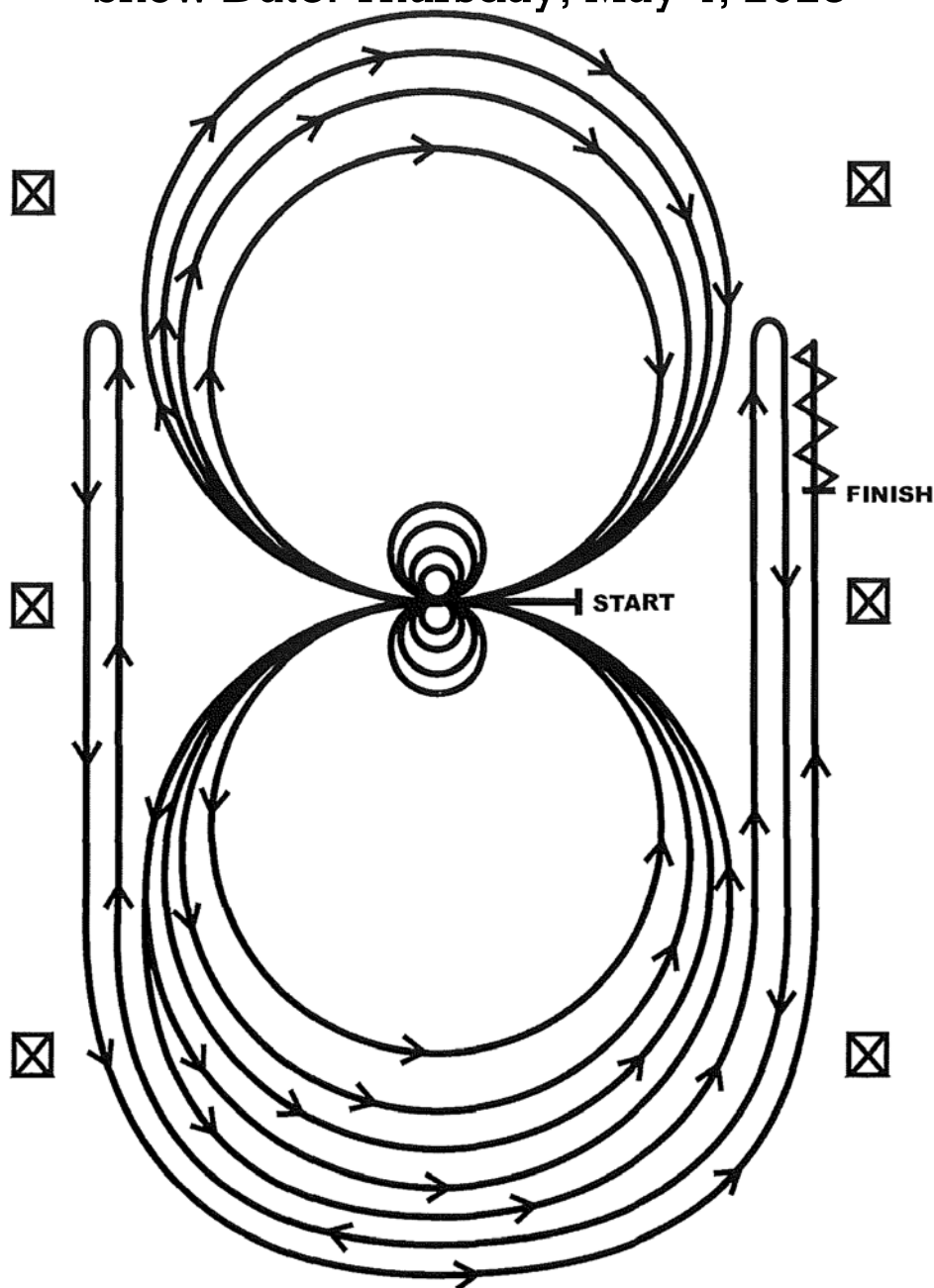
1. Walk
2. Trot
3. Extend the trot, at the top of the arena, stop
4. 360° turn left
5. Left lead 1/2 circle, lope to the center
6. Change leads (simple or flying)
7. Right lead 1/2 circle
8. Extended lope up the long side of the arena (right lead)
9. Collect back to a lope around the top of the arena and back to center
10. Break down to an extended trot
11. Walk over logs
12. Stop and back

Note: The drawn description of this pattern is only intended for the general depiction of the pattern. Exhibitors should utilize the arena space to best exhibit their horses.

MAYFLOWER

All Reining

Show Date: Thursday, May 4, 2023

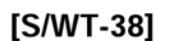


Horses may walk or jog to the center of arena. Horses must walk or stop prior to starting pattern. Beginning at the center of the arena facing the left wall or fence.

1. Beginning on the left lead, complete three circles to the left: the first two circles large and fast; the third circle small and slow. Stop at the center of the arena. Hesitate.
2. Complete four spins to the left. Hesitate.
3. Beginning on the right lead, complete three circles to the right: the first two circles large and fast; the third circle small and slow. Stop at the center of the arena. Hesitate.
4. Complete four spins to the right. Hesitate.
5. Beginning on the left lead, run a large fast circle to the left, change leads at the center of the arena, run a large fast circle to the right, and change leads at the center of the arena. (Figure 8)
6. Continue around previous circle to the left but do not close this circle. Run up the right side of the arena past the center marker and do a right rollback at least twenty feet (six meters) from the wall or fence—no hesitation.
7. Continue around previous circle but do not close this circle. Run up the left side of the arena past the center marker and do a left rollback at least twenty feet (six meters) from the wall or fence—no hesitation.
8. Continue back around previous circle but do not close this circle. Run up the right side of the arena past the center marker and do a sliding stop at least twenty feet (six meters) from the wall or fence. Back up at least ten feet (three meters). Hesitate to demonstrate completion of the pattern.

www.HorseShowPatterns.com

www.HorseShowPatterns.com



©2023 HorseShowPatterns.com. All Rights Reserved.

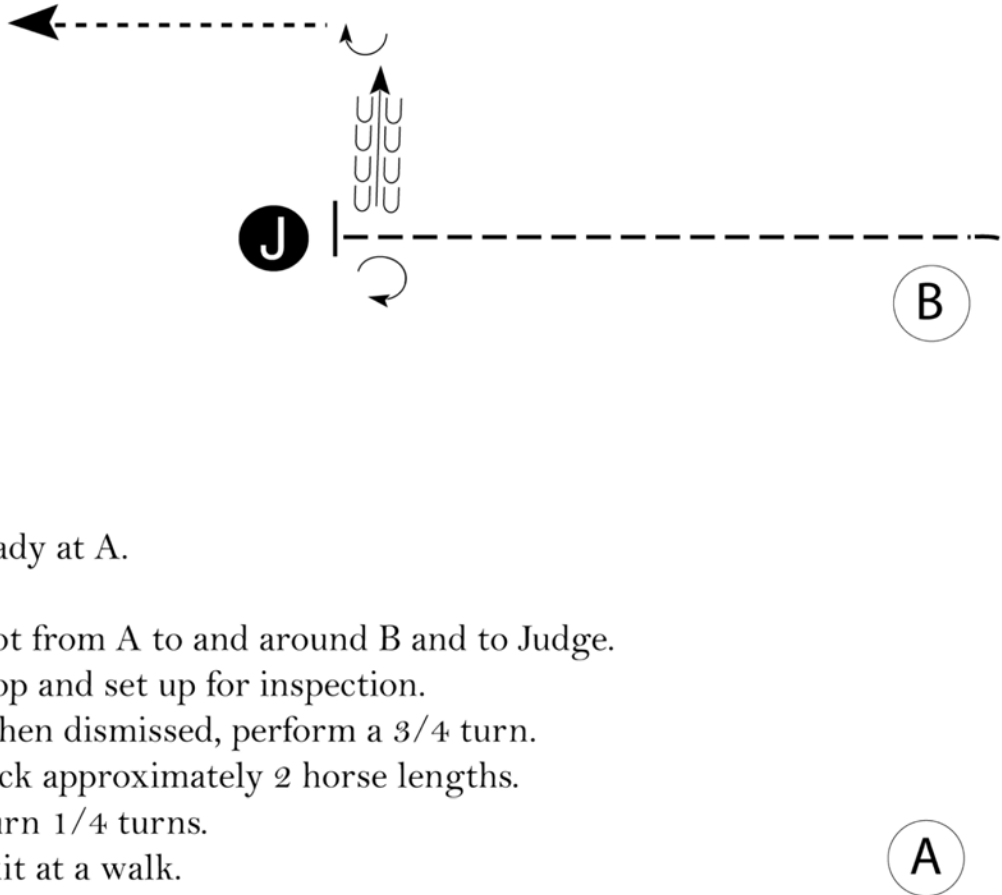
Mayflower

Showmanship (All Level 1)

Show Date: Friday, May 5, 2023

www.HorseShowPatterns.com

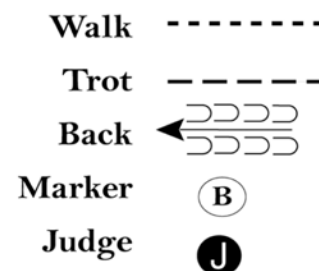
www.HorseShowPatterns.com



Be ready at A.

1. Trot from A to and around B and to Judge.
2. Stop and set up for inspection.
3. When dismissed, perform a 3/4 turn.
4. Back approximately 2 horse lengths.
5. Turn 1/4 turns.
6. Exit at a walk.

Follow the instructions of your ring steward.



[S/2-38]

Pattern Provided by:
The Judges

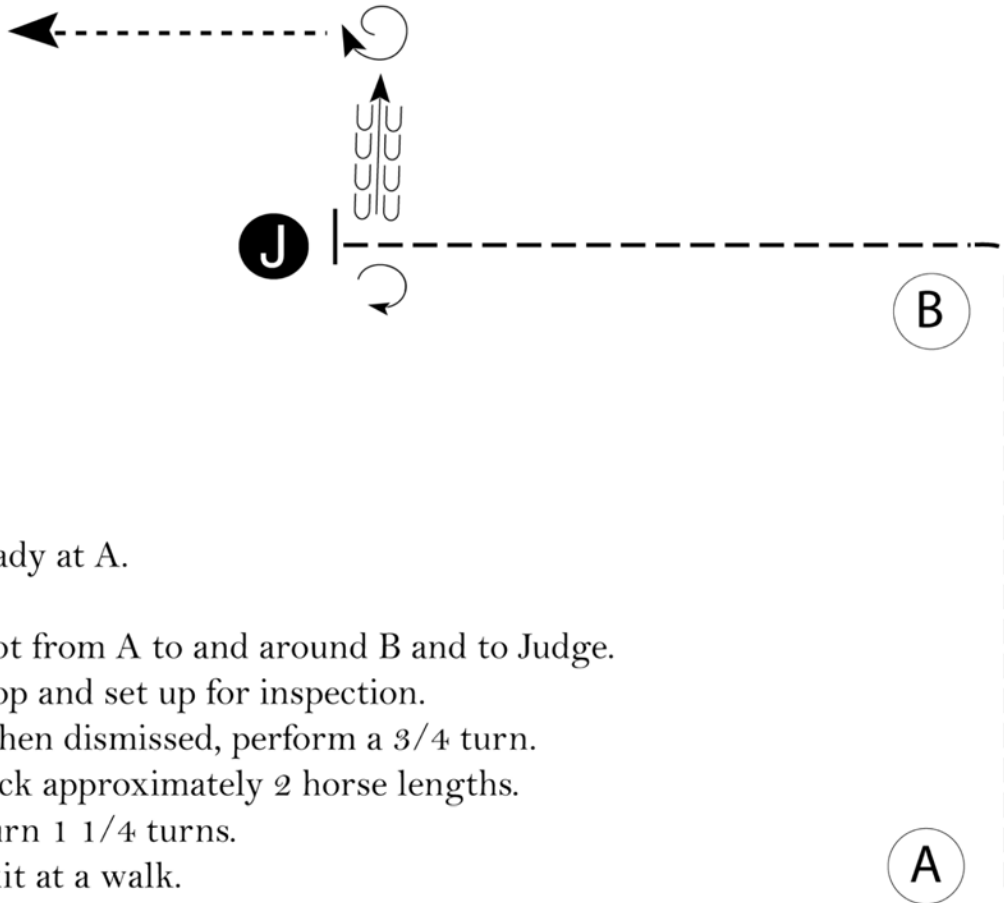
Mayflower

Showmanship (Youth 13 & Under - 14-18 - Amateur - Select)

Show Date: Friday, May 5, 2023

www.HorseShowPatterns.com

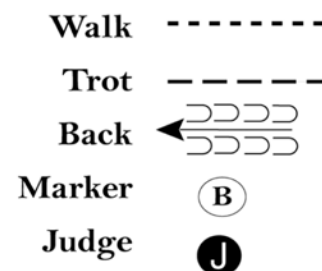
www.HorseShowPatterns.com



Be ready at A.

1. Trot from A to and around B and to Judge.
2. Stop and set up for inspection.
3. When dismissed, perform a $3/4$ turn.
4. Back approximately 2 horse lengths.
5. Turn $1\frac{1}{4}$ turns.
6. Exit at a walk.

Follow the instructions of your ring steward.



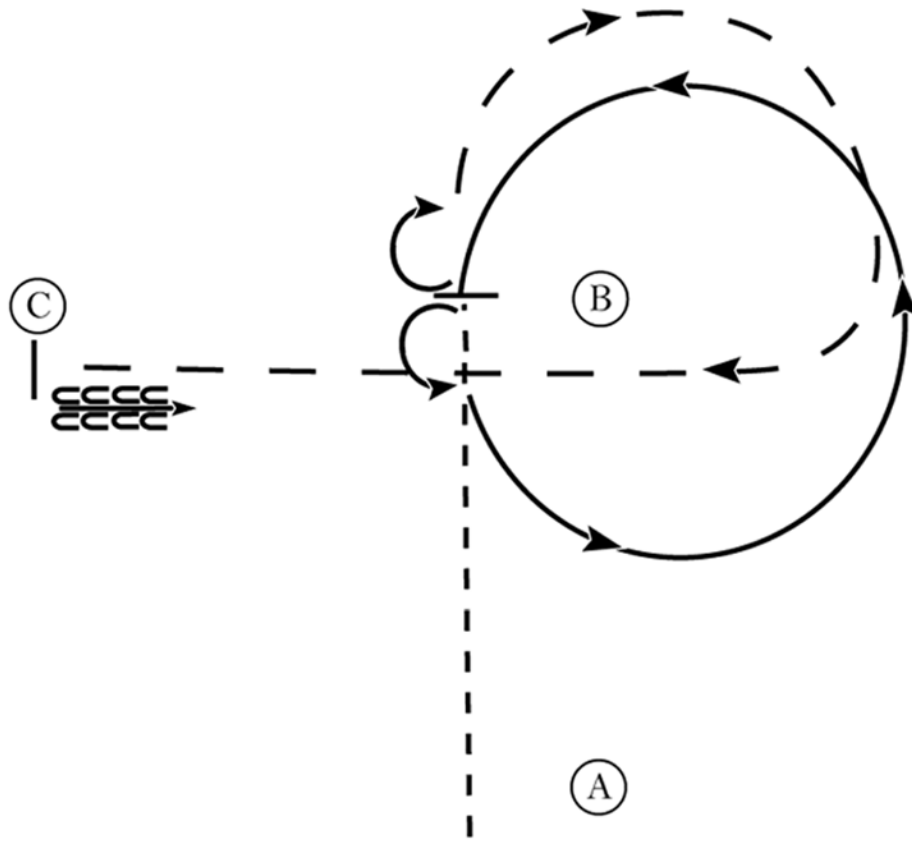
[S/3-38]

Pattern Provided by:
The Judges

MAYFLOWER

Western Horsemanship (LEVEL 1)

Show Date: Friday, May 5, 2023



1. Jog A to B
2. Stop at B and perform a 180 degree turn to the left
3. Lope a circle around B on the left lead
4. Stop at B and perform a 180 degree turn to the right
5. Extend the jog in a circle around B and continue to C
6. Stop at C and back approximately one horse length.

Walk
Jog	-----
Extended Jog	-----
Lope	=====
Leg Yield	
Lead Change	↗↘
Back	←←←←←
Marker	(B)
Sidepass	←-----→

[WH/2-37]

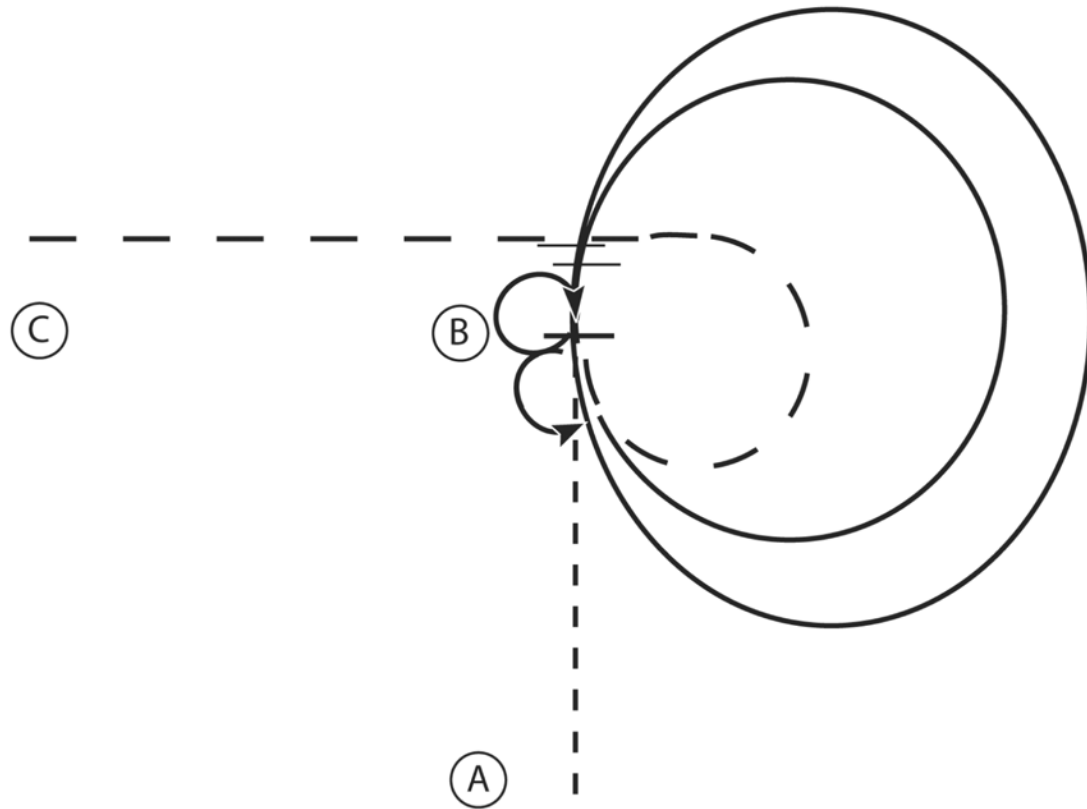
Pattern Provided by:

JILL NEWCOMB & MURRAY GRIGGS

MAYFLOWER

Western Horsemanship (YOUTH AND AMATEUR)

Show Date: Friday, May 5, 2023



1. Jog A to B
2. Stop at B and perform a 180 degree turn to the left
3. Lope a small slow circle to the left on the right lead
4. At B perform a lead change and lope a larger faster circle to the left
5. Stop at B and perform a 360 degree turn to the right
6. Extend the jog in a circle and then continue on the C
7. Stop at C

Walk
Jog	-----
Extended Jog	-----
Lope	—————
Leg Yield	
Lead Change	↖↗
Back	←←←←←
Marker	(B)
Sidepass	→→→→→

[WH/3-12]

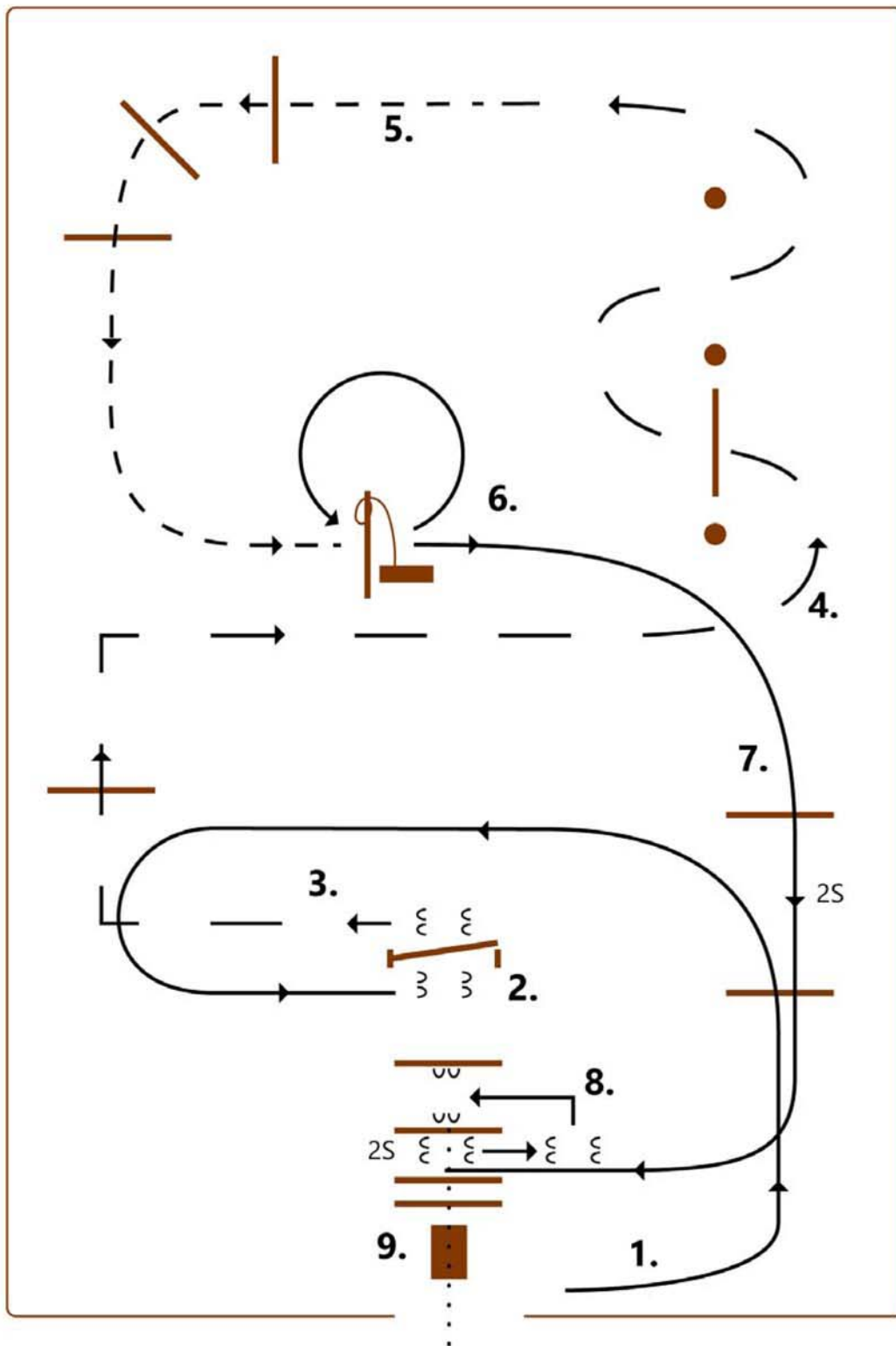
Pattern Provided by:

JILL NEWCOMB & MURRAY GRIGGS

MAYFLOWER

All Ranch Trail

Show Date: Friday, May 5, 2023



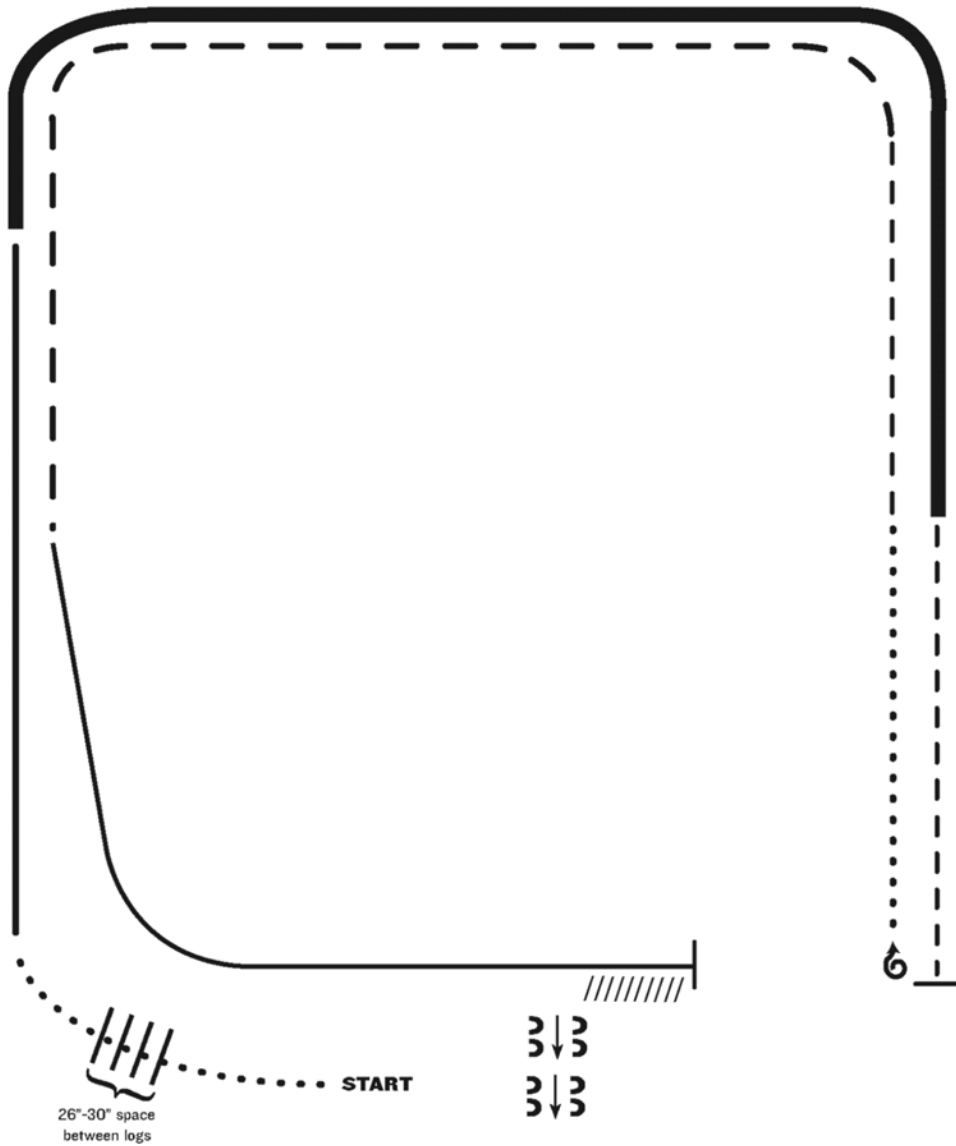
1. Left lead, over pole, and up to gate
2. Left hand gate
3. Extend trot square corners and pole
4. Extend trot serpentine and pole as shown
5. Trot poles and up to drag obstacle
6. Drag in a circle to the left at a walk or trot

7. Right lead over poles and into chute
8. Back through chute and sidepass "L" right into chute
9. Walk over poles and bridge. Exit through center arena gate

MAYFLOWER

Ranch Riding

Show Date: Friday, May 5, 2023



1. Walk
2. Walk over logs
3. Lope right lead
4. Extended lope (right lead)
5. Trot
6. Stop, 1 1/2 turns right
7. Walk
8. Trot
9. Extended trot
10. Lope left lead
11. Stop and Back
12. Side pass right

Note: The drawn description of this pattern is only intended for the general depiction of the pattern. Exhibitors should utilize the arena space to best exhibit their horses.

[RR/AQHA-6]

Pattern Provided by:

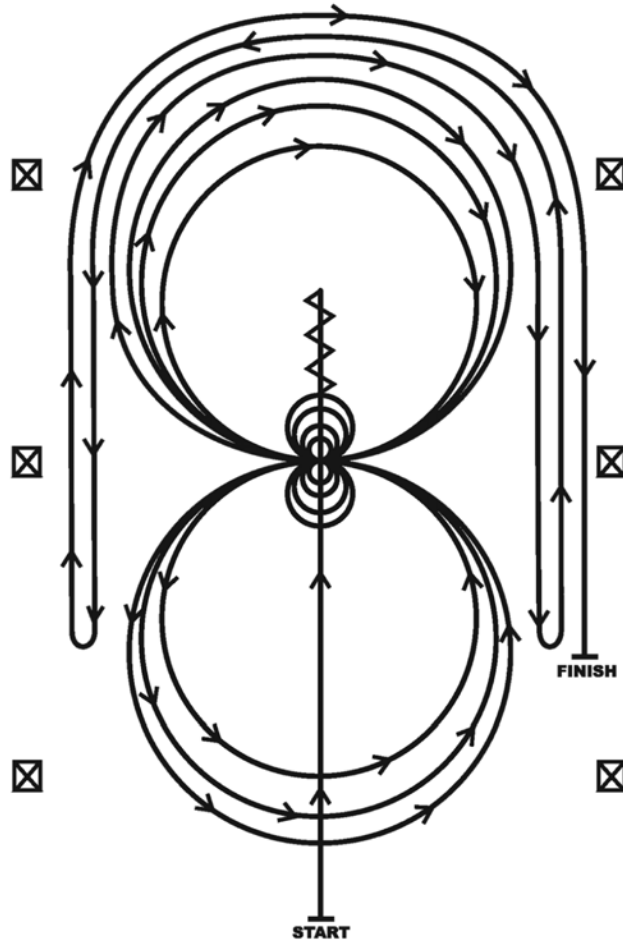
JILL NEWCOMB & MURRAY GRIGGS

MAYFLOWER

Reining

Show Date: Friday, May 5, 2023

REINING PATTERN 10



1. Run past the center marker and do a sliding stop. Back up to the center of the arena or at least ten feet (three meters). Hesitate.
2. Complete four spins to the right. Hesitate.
3. Complete four and one-quarter spins to the left so that the horse is facing the left wall or fence. Hesitate.
4. Beginning on the right lead, complete three circles to the right: the first two circles large and fast, the third circle small and slow. Change leads at the center of the arena.
5. Complete three circles to the left: the first circle small and slow, the next two circles large and fast. Change leads at the center of the arena.
6. Begin a large circle to the right but do not close this circle. Run down the right side of the arena past the center marker and do a left rollback at least twenty feet (six meters) from the wall or fence—no hesitation.
7. Continue back around the previous circle but do not close this circle. Run down the left side of the arena past the center and do a right rollback at least twenty feet (six meters) from the wall or fence—no hesitation.
8. Continue back around previous circle but do not close this circle. Run down the right side of the arena past the center marker and do a sliding stop at least twenty feet (six meters) from the wall or fence. Hesitate to demonstrate completion of the pattern.

[R/AQHAP-10]

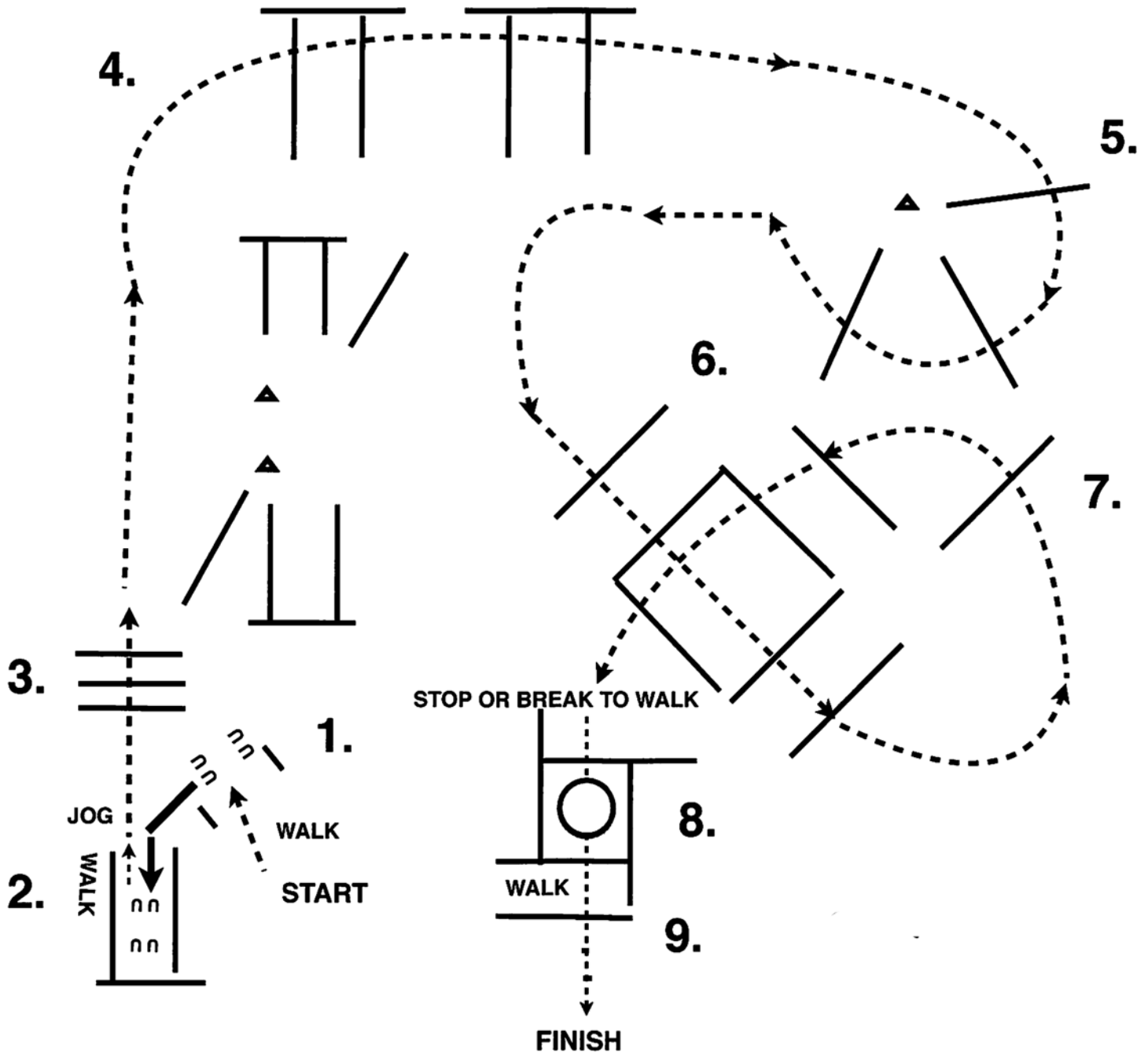
Pattern Provided by:

JILL NEWCOMB & MURRAY GRIGGS

MAYFLOWER

Trail (All Walk Trot)

Show Date: Saturday, May 6, 2023

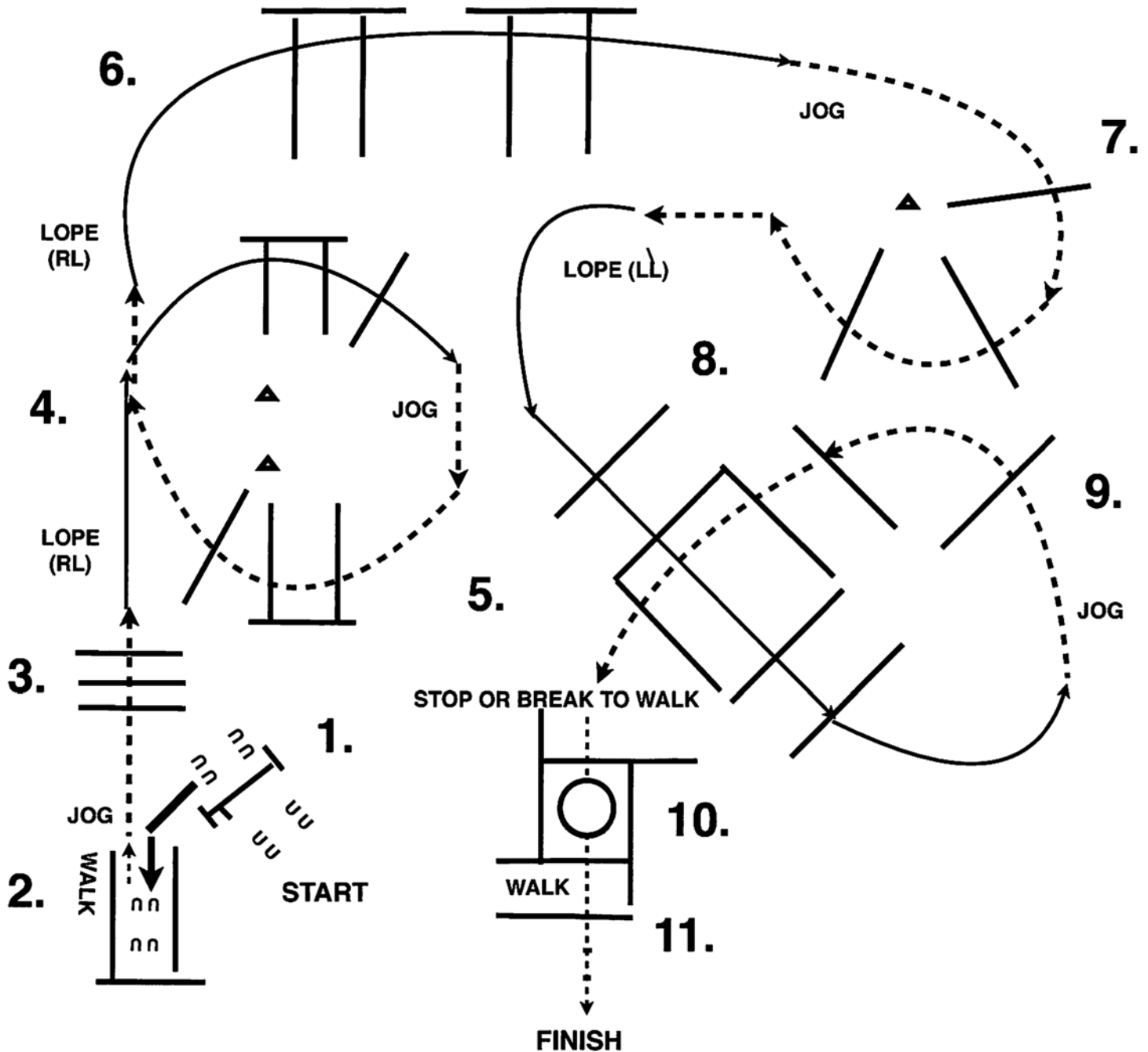


1. GATE: WALK THRU GATE TURN RIGHT.
2. BACK BETWEEN POLES, WALK FORWARD.
3. JOG OVER POLES.
4. JOG OVER POLES
5. JOG OVER POLES.
6. JOG OVER POLES
7. JOG OVER POLES.
8. WALK INTO BOX, EXECUTE A 360 TURN EITHER WAY, WALK OUT BOX.
9. WALK OVER POLE

MAYFLOWER

Trail (Risers for Amateur, Select, Senior, Youth)

Show Date: Saturday, May 6, 2023

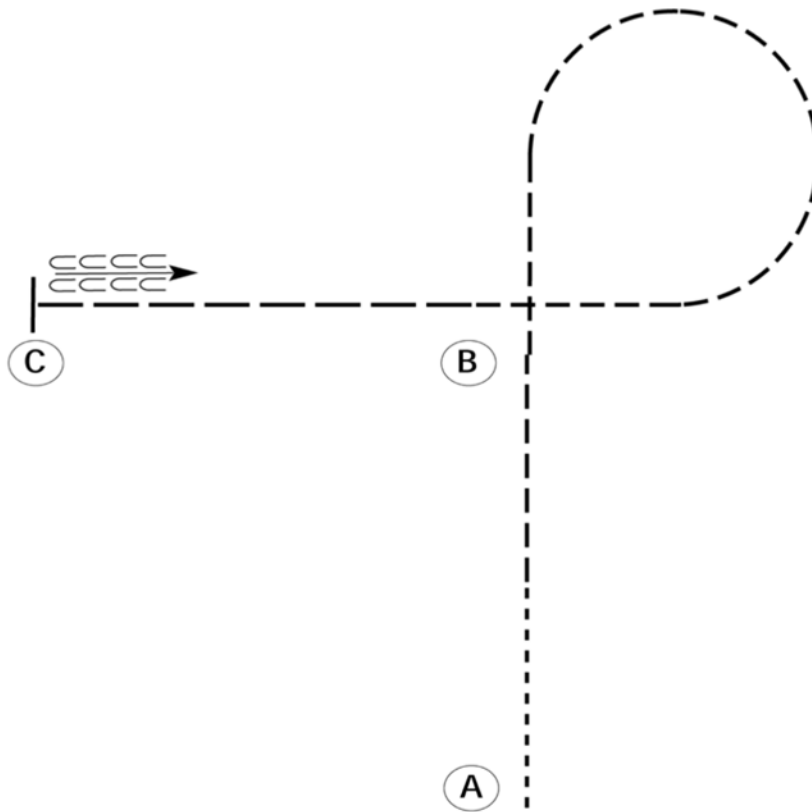


1. GATE: RH WALK OVER POLE, CLOSE GATE.
2. BACK BETWEEN POLES, WALK FORWARD.
3. JOG OVER POLES.
4. LOPE OVER POLES (RL).
5. BREAK TO JOG, JOG OVER POLES.
6. LOPE OVER POLES (RL).
7. BREAK TO JOG, JOG OVER POLES.
8. LOPE OVER POLES (LL).
9. JOG OVER POLES,
10. WALK INTO BOX, EXECUTE A 360 TURN EITHER WAY, WALK OUT BOX.
11. WALK OVER POLE

MAYFLOWER

Western Horsemanship (SMALL FRY & Level 1 Walk Trot)

Show Date: Saturday, May 6, 2023



Be ready at A.

1. Walk from A 1/2 way to B.
2. Jog the rest of the way to B.
3. Jog a circle to the right.
4. Extend the jog from B to C.
5. Stop at C and back one horse length.

Retire to the rail or line up at a jog.

Walk	-----
Jog	-----
Extended Jog	-----
Lope	-----
Leg Yield	
Lead Change	---/---
Back	← --- ←
Marker	(B)
Sidepass	←-----→

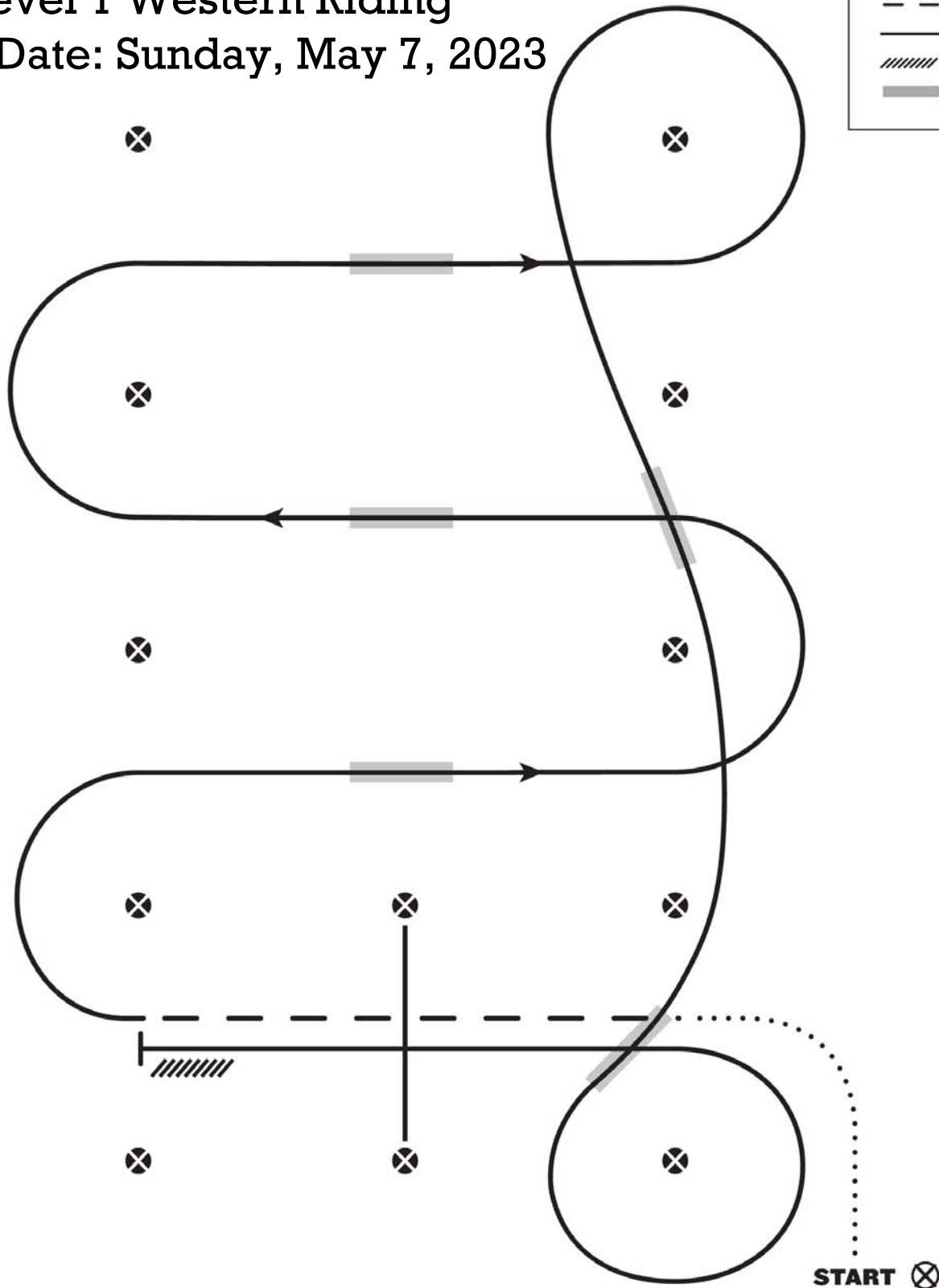
[WH/WT-35]

Pattern Provided by:

JILL NEWCOMB & MURRAY GRIGGS

Level 1 Western Riding
Show Date: Sunday, May 7, 2023

..... Walk
 — — Jog
 ————— Lope
 // // // // Back
 ■ ■ ■ ■ ■ Lead Changing Area



1. Walk at least 15 feet from start cone to the first marker, as drawn, transition to jog, jog over log.
2. Transition to the lope right lead
3. First crossing change
4. Second crossing change
5. Third crossing change
6. Circle & first line change
7. Second line change & circle
8. Lope over log
9. Stop & back

Pattern 7

Show Date: Sunday, May 7, 2023



- ## Pattern 7

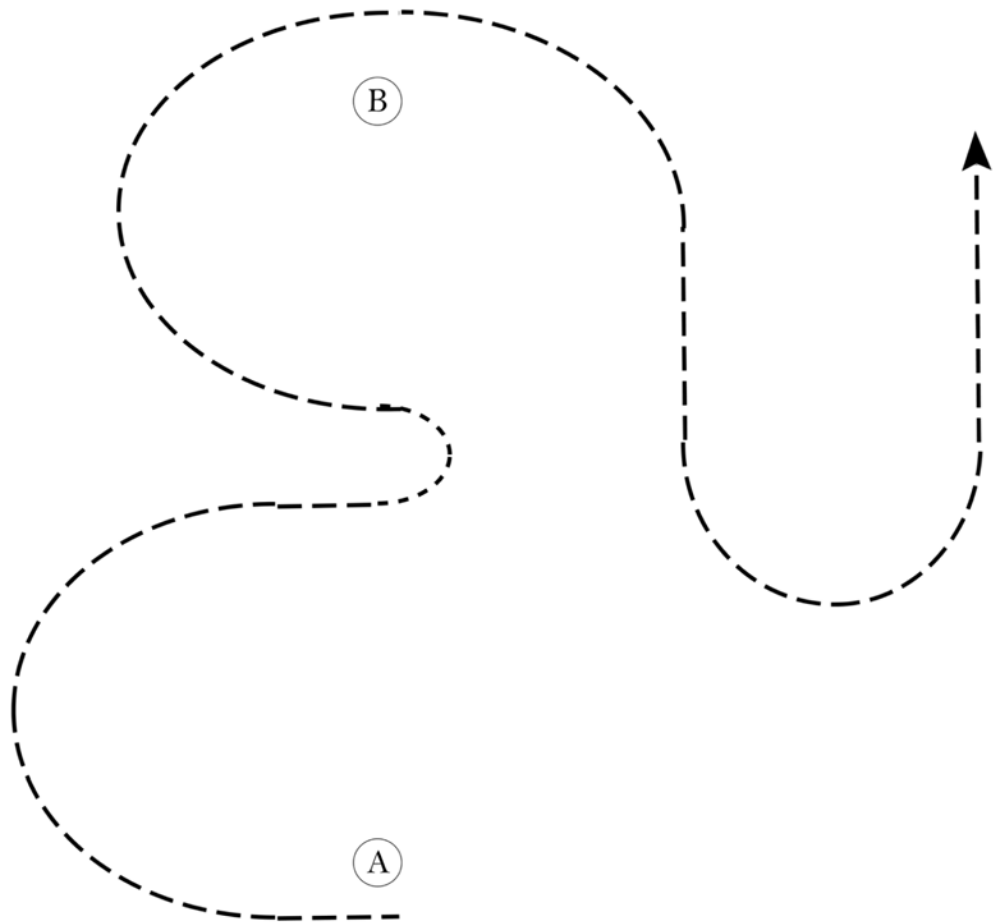
MAYFLOWER

Hunt Seat Equitation (SMALL FRY & Level 1 Walk Trot)

Show Date: Sunday, May 7, 2023

www.HorseShowPatterns.com

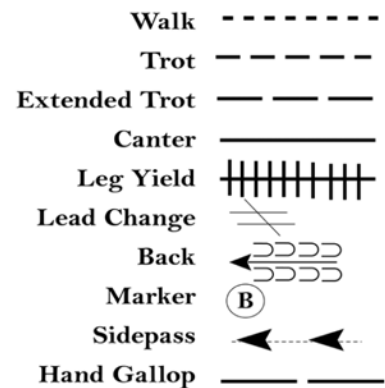
www.HorseShowPatterns.com



Be ready at A.

1. Posting trot to center of pattern.
2. Break to a walk and walk a small half circle.
3. Sitting trot to B.
4. Posting trot on the left diagonal to center of pattern. Change diagonals and continue posting trot in a half circle.
5. Continue the trot to exit.

Follow the instructions of your ring steward.



[HSE/WT-73]

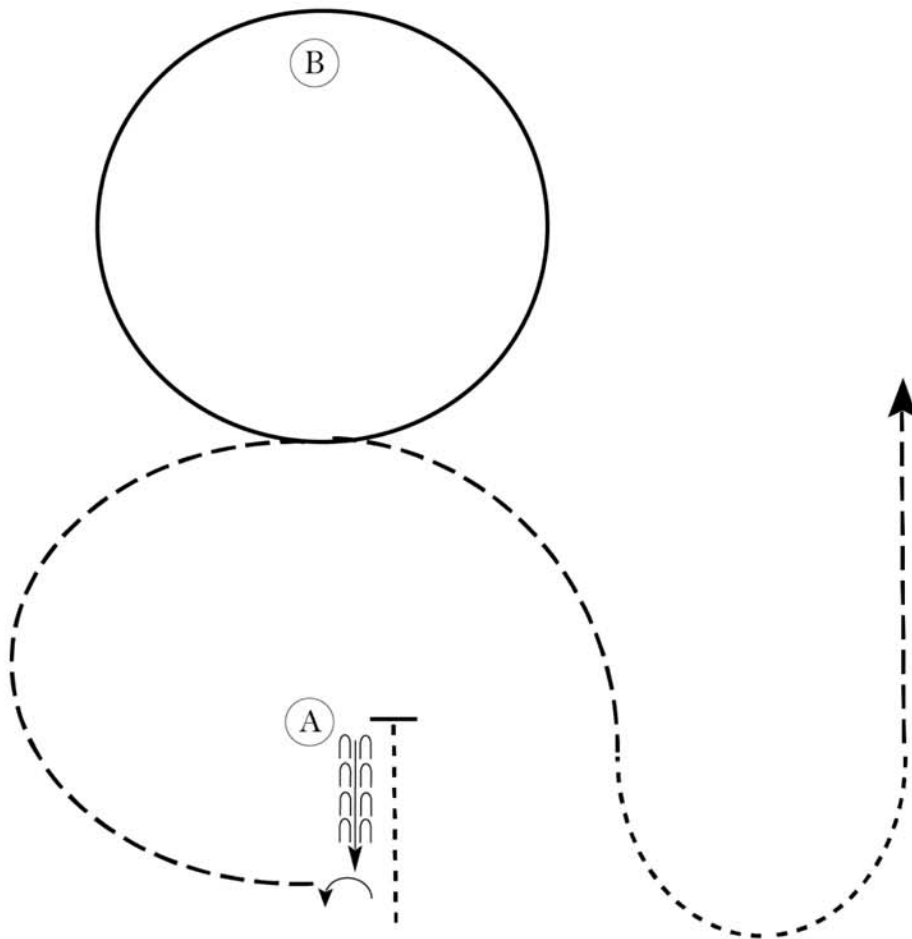
Pattern Provided by:

JILL NEWCOMB & MURRAY GRIGGS

MAYFLOWER

Hunt Seat Equitation (LEVEL 1)

Show Date: Sunday, May 7, 2023



Be ready before A.

1. Walk to A. Back approximately one horse length the perform a 1/4 turn on the forehand left.
2. Posting trot on the left diagonal to center
3. Canter a circle around B on the left lead.
4. Break to a sitting trot in center and trot until even with A.
5. Walk a half circle.
6. Posting trot on the right diagonal to exit.

Follow the instructions of your ring steward.

Walk	-----
Trot	- - - - -
Extended Trot	- - - - -
Canter	—————
Leg Yield	
Lead Change	///
Back	←←←
Marker	ⓑ
Sidepass	←→
Hand Gallop	—————

[HSE/1-72]

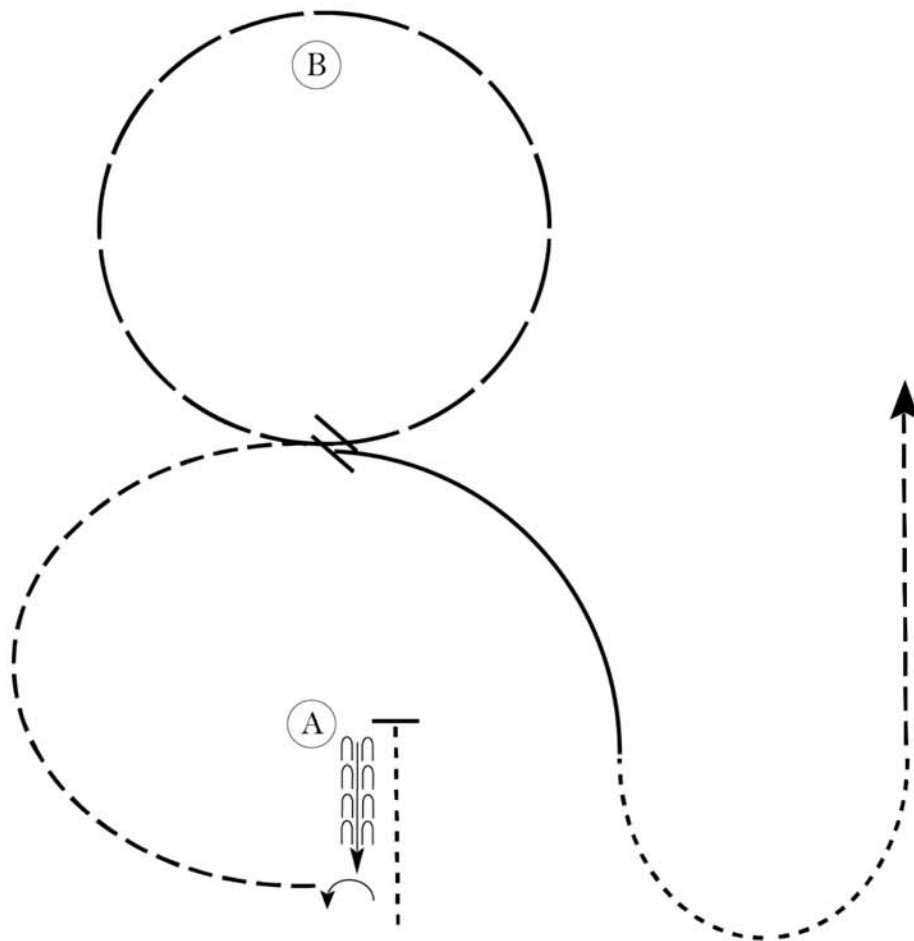
Pattern Provided by:

JILL NEWCOMB & MURRAY GRIGGS

MAYFLOWER

Hunt Seat Equitation (YOUTH AND AMATEUR)

Show Date: Sunday, May 7, 2023



Be ready before A.

1. Walk to A. Back approximately one horse length the perform a 1/4 turn on the forehand left.
2. Posting trot on the left diagonal to center
3. Hand gallop a circle around B on the left lead.
4. Change leads in the center and center on the right lead until even with A.
5. Walk a half circle.
6. Posting trot on the right diagonal to exit.

Follow the instructions of your ring steward.

Walk	-----
Trot	- - - - -
Extended Trot	— — — — —
Canter	— — — — —
Leg Yield	
Lead Change	↗ ↘
Back	← ← ← ← ←
Marker	⊙ B
Sidepass	← — — — — →
Hand Gallop	— — — — —

[HSE/3-72]

Pattern Provided by:

JILL NEWCOMB & MURRAY GRIGGS